

UK Installation instructions

FI Asennusohje

LV Instalācijas instrukcija

DE Montageanleitung

FR Notice de montage

NO Monteringsanvisning

CZ Montážní návod

HU Szerelési útmutató

PL Instrukcja montażu

DK Monteringsvejledning

IT Istruzioni di montaggio

SE Installationsanvisning

EE Paigaldusjuhend

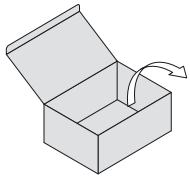
LT Montavimo Instrukcijos

RU ИНСТРУКЦИЯ ПО МОНТАЖУ

TYPE:
EFACT R/C00 ACC LED
EFACT R/C0 ACC LED
EFACT R/C1 ACC LED
EFACT R/C2 ACC LED

MICA SLIM SS ACC LED
MICA SLIM S ACC LED
MICA SLIM A ACC LED
MICA SLIM I ACC LED

CESAR 1 ACC LED
MINI PINSPOT ACC LED



60°x1°



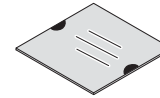
45°x75°



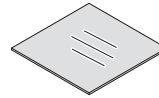
60°x60°



60°x1°

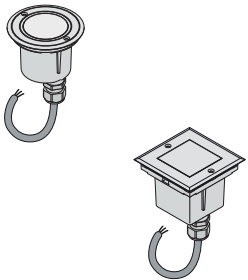


45°x75°

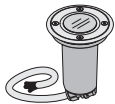


60°x60°

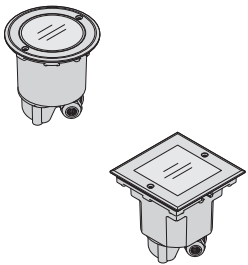
EFACT R/C00 SLIM



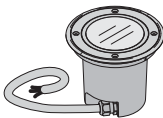
MICA SLIM SS



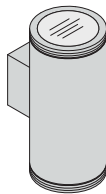
EFACT R/C0



MICA SLIM S



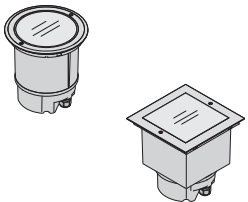
CESAR 1



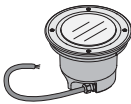
MINIPINSPOT



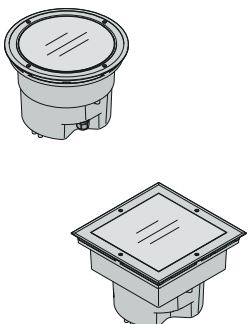
EFACT R/C1



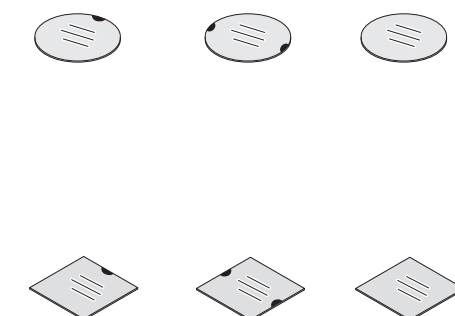
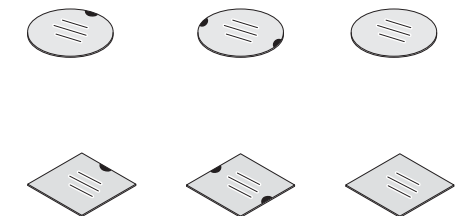
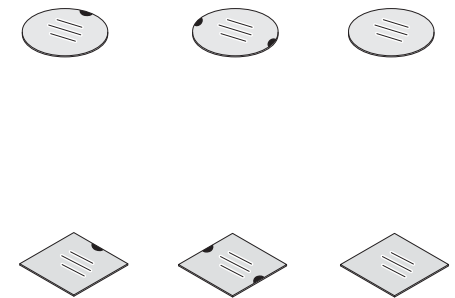
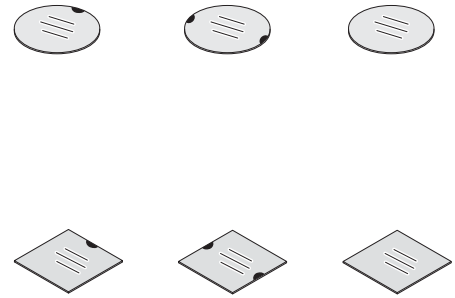
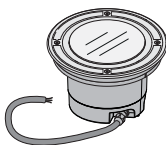
MICA SLIM A

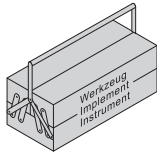


EFACT R/C2



MICA SLIM I





UK Installation and commissioning may only be carried out by authorized specialists.

DE Die Montage und Inbetriebnahme darf nur von autorisiertem Fachpersonal durchgeführt werden.

CZ Montáž a uvedení do provozu smí provádět pouze oprávněný odborný personál.

DK Montering og ibrugtagning må kun foretages af autoriseret fagpersonale.

EE Montaaži ja kasutuselevõttu tohivad teha üksnes selleks volitatud spetsialistid.

FI Asennuksen ja käyttöönoton saa tehdä vain auktorisoitu ammattihenkilöstö.

FR L'installation et la mise en service doivent obligatoirement être effectuées par des techniciens.

HU Csak szakképzett személyzet végezheti a szerelést és az üzembe helyezést.

IT Montaggio ed avviamento devono essere eseguiti solo da personale specializzato.

LT Montuoti ir paruošti eksploatacijai gali tik autorizuoti specialistai.

LV Veikt uzstādīšanu un nodot ierīci eksploatacijai drīkst tikai autorizēti speciālisti.

NO Montasje og igangkjøring må kun utføres av autorisert fagpersonell.

PL Montaż i uruchomienie mogą być przeprowadzane wyłącznie przez autoryzowany personel.

SE Monteringen och idrifttagandet får endast företas av auktoriserad fackpersonal.

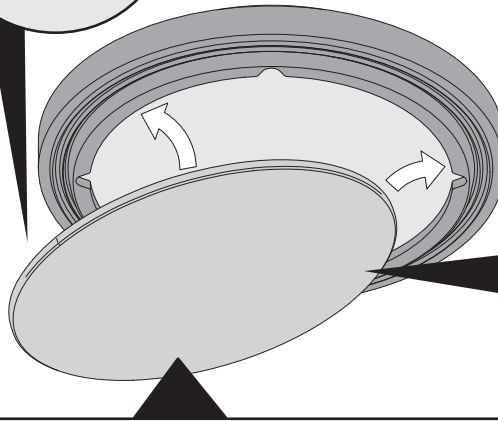
RU Монтаж и ввод в эксплуатацию должны выполняться только авторизованными специалистами.

1

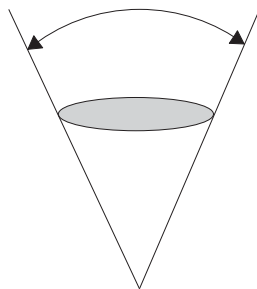


GLOSSY SURFACE

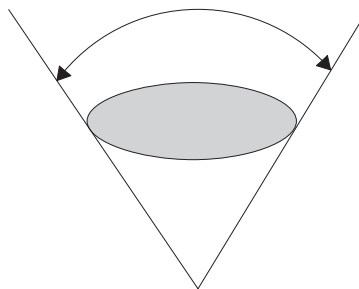
MAT SURFACE



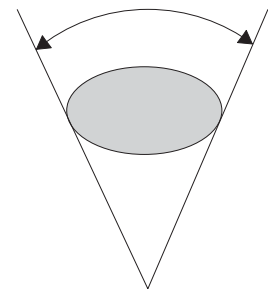
60°



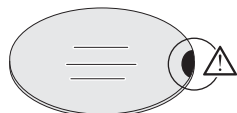
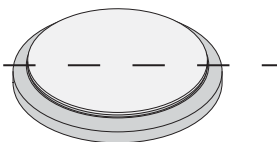
75°



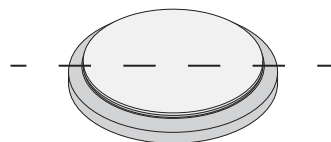
60°x60°



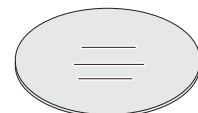
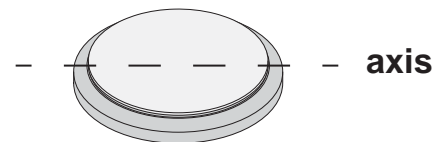
axis



60°x1°



45°x75°



60°x60°

axis